

CHAIN BALANCE WEAVE CONVEYOR BELT (CTD)

DESCRIPCIÓN DEL PRODUCTO

Metal belt made up with SO type conveyor belts and adding lateral chains. It is made of alternate right-hand and left-hand meshes, joined by straight rods welded to the lateral chains. The employed chains usually have hollow rollers so that rods can pass through each link of the chain.

There is the possibility of joining the mesh to the lateral chain given a certain amount of stages using second rods (CTN belt).

Belts are made for the majority of standard chain sizes: 1/2", 3/4", 1", 1.1/4", 1.1/2" and 2".

This belt offers many different combinations of metallic mesh, drive chains and alloys.


The final decision to use belts fitted with lateral chains instead of friction-driven ones can be taken bearing the following factors in mind:

- Conveyor design
- Synchronization of different conveyors.
- To guarantee the traction of belts passing through liquids or lubricants.
- Need for uniform and smooth feed under any loading criteria.
- Lateral resistance of the belt.


These belts are made in such a way that the chains, and not the mesh, are the ones which receive the traction force. Thus, the chain type and roller pitch are chosen depending on the conveyed load, and the mesh type will be chosen depending on the physical features of the product.



ctd.jpg



CAMPBELT CHAIN BALANCE WEAVE CONVEYOR BELT (CTD)




CAMPBELT CHAIN BALANCE WEAVE CONVEYOR BELT (CTD)



CAMPBELT CHAIN BALANCE WEAVE CONVEYOR BELT (CTN)

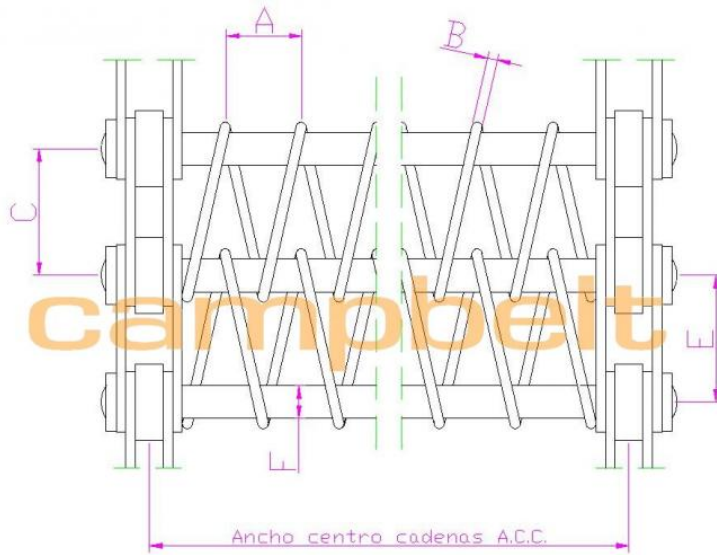


CAMPBELT CHAIN BALANCE WEAVE CONVEYOR BELT (CTN)



CAMPBELT CHAIN BALANCE WEAVE CONVEYOR BELT (CTN)

PLANO DEL PRODUCTO



CAMPBELT CHAIN BALANCE WEAVE CONVEYOR BELT (CTD)
